

Transit Users Instructions & Example




- 1 Begin your Log wherever you are at 3 a.m. on your Travel Day. Record every PLACE you go, even quick stops on the way to work/school, or after you get home, including walking the dog, biking, or jogging.
- 2 PLACE NAME and as COMPLETE ADDRESS information as possible.
- 3 EXACT TIME you ARRIVE at each place.
- 4 Record the code from the **LIST 1 CODES** (located on the flap of the Log) for "HOW did you GET there?"
- 5 Total NUMBER of other people in your travel party. (DO NOT INCLUDE YOURSELF).

- 6 If you traveled in a VEHICLE owned by your HOUSEHOLD, tell us the Make and Model.
- 7 Did you get out of your vehicle at this place?
- 8 If you rode Transit, record which route number or line you used.
- 9 Record ALL the codes that apply from the **LIST 2 CODES** (located on the flap of the Log) for "WHAT did you DO there?"
- 10 EXACT TIME you LEAVE each place.

	FOR EACH PLACE: Please record the NAME OF THE PLACE you visited and the EXACT ADDRESS or NEAREST MAJOR INTERSECTION CITY and ZIP CODE			What TIME did you ARRIVE? <i>Record exact time</i>	
PLACE 1	Your location at 3:00 a.m.: <input checked="" type="checkbox"/> My Home <input type="checkbox"/> My School <input type="checkbox"/> Other Place <input type="checkbox"/> My Work <input type="checkbox"/> Bus stop or Train station <i>Provide the name of the place and as much of the address as possible below:</i> Address City, State Zip				
PLACE 2	Next PLACE: <input type="checkbox"/> My Home <input checked="" type="checkbox"/> My School <input type="checkbox"/> Other Place <input type="checkbox"/> My Work <input checked="" type="checkbox"/> Bus stop or Train station <i>Provide the name of the place and as much of the address as possible below:</i> Bus Stop #1 Cross Street 1 & Cross Street 2				7 : 30 am / pm
PLACE 3	Next PLACE: <input type="checkbox"/> My Home <input checked="" type="checkbox"/> My School <input type="checkbox"/> Other Place <input type="checkbox"/> My Work <input checked="" type="checkbox"/> Bus stop or Train station <i>Provide the name of the place and as much of the address as possible below:</i> Bus Stop #2 Cross Street 1 & Cross Street 2				8 : 07 am / pm
PLACE 4	Next PLACE: <input type="checkbox"/> My Home <input type="checkbox"/> My School <input type="checkbox"/> Other Place <input checked="" type="checkbox"/> My Work <input type="checkbox"/> Bus stop or Train station <i>Provide the name of the place and as much of the address as possible below:</i> Name of your workplace Address City, State Zip				8 : 10 am / pm

HOW did you GET there? <i>Use the LIST 1 CODES</i>	NUMBER of people traveling with you? <i>Don't include yourself</i>	IF AUTO/TRUCK/VAN: <i>Which household VEHICLE? Make & Model</i>	IF TRANSIT: <i>Did you GET OUT of your vehicle?</i>	IF TRANSIT: <i>Which ROUTE # or LINE?</i>	WHAT did you DO there? <i>Use the LIST 2 CODES</i>	What TIME did you LEAVE? <i>Record exact time</i>
X	X	X	X	X	List ALL codes that apply 2	7 : 23 am / pm
List ONE code only 1	X	X	<input type="checkbox"/> Yes <input type="checkbox"/> No	X	List ALL codes that apply 7	7 : 34 am / pm
List ONE code only 5	X	X	<input type="checkbox"/> Yes <input type="checkbox"/> No	Route# or Route Name	List ALL codes that apply 7	8 : 07 am / pm
List ONE code only 1	X	X	<input type="checkbox"/> Yes <input type="checkbox"/> No	X	List ALL codes that apply 3	12 : 01 am / pm

Person would continue to record Places 5-10



Example Travel Day for Transit Users

These photos correspond to the written example on the other side.
Your day will have different types of trips and you may have more or fewer PLACES to record.

See written example on the other side! →